

Welcome to our phonics
and early reading
information session



Phonics and Early Reading

Part 1 - information about how we teach phonics

Part 2 - information about how we teach reading

Part 3 - supporting at home

Phonics

What is Phonics?

- Phonics is a way of teaching children how to read and write.
- It helps children hear, identify and use different sounds that distinguish one word from another in the English language

New DfE Guidance for Early Reading and Phonics

The journey to independent reading and writing begins with



littlewandlelettersandsounds.org.uk

Why Little Wandle?

Excellent training for all staff to ensure consistency.

Every aspect of phonics and reading included in a detailed, thorough and systematic approach.

Engaging resources without distracting from the learning.

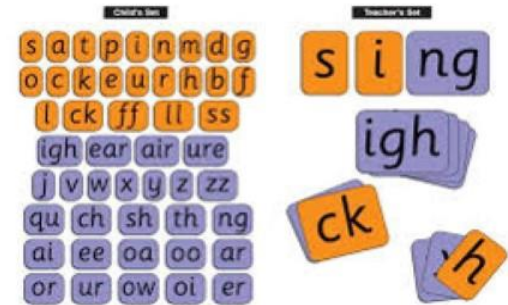
Comprehensive system for identifying and supporting children requiring extra help

Useful support for parents.

How we teach phonics

Daily short sessions

Specific order of teaching



Synthetic phonics

m-u-s-t

Correct pronunciation
is vital - Videos on LW

<https://www.littlewandlelettersandsounds.org.uk/resources/for-parents/>

<https://www.littlewandlelettersandsounds.org.uk/resources/for-parents/>

Repeated practice

Revisit previously
taught sounds at
start of each lesson



Practice makes
permanent

s



t



n



d



qu

th

ss

ck



ng



ch



sh

ar

oi

or

ai



soap that goat



sheep in a jeep



zoom to the moon



hook a book

R Au1 extra

map

. . .

R Au1 extra

nip

. . .

R Au1 extra

sat

R Sp1 wk1

meet

. — .

R Sp1 wk1

rain

. — .

R Sp1 wk1

sheep

— — .

R Au2

go

R Au1

the

R Au1

is

R Au2

to

You may hear your children say....

-**phonics** (also known as 'synthetic phonics') - The teaching of reading by developing awareness of the sounds in words and the corresponding letters used to represent those sounds.

phoneme - Any one of the 44 sounds which make up words in the English language.

-**grapheme** - How a phoneme is written down. There can be more than one way to spell a phoneme. E.g-the phoneme 'ay' is spelt differently in each of the words 'way', 'make', 'fai', 'great', 'sleigh' and 'lady'.

-blending - Putting together the sounds in a word in order to read it, e.g.

'f - r - o - g, frog'

-segmenting - Breaking a word into sounds in order to spell them, e.g. 'frog, f - r - o - g'

-Digraph- 2 letters making one sound

-Trigraph- 3 letters making one sound



Your child may come home with a sticker with a digraph or word on it. Please ask them what it says! It will have been from their phonics lesson and they will have been practicing it during the day to help embed the knowledge.

What is the Year 1 phonics screening check?

- The phonics screening check will be taken individually by all children in Year 1 in England.
- It is designed to give teachers and parents information on how your child is progressing in phonics.
- It will help to identify whether your child needs additional support at this stage so that they do not fall behind in this vital early reading skill.





How is the Screening Test conducted?

There will be two sections in the 40-word check. Your child will read up to four words per page for their teacher and they will probably do the check in one sitting of about 5-10 minutes.

Section 1

shop
yell
peel
check

Section 1

sut	
yad	
dop	
uct	

When does the Phonics Screening Check take place?

The Year 1 screening will take place throughout the week beginning Monday 6th June. The children cannot retake the test at any other time so it is very important your child is in school during this week.



Reading

We want children to
love reading

Reading should be
enjoyable

Learning to read should be
a positive experience

The **MORE** that you
READ, the more things
you will **KNOW**.
The **MORE** that you
Learn, the more places
you'll **GO**.




Dr. Seuss

We want children to read
for pleasure and be life
long readers

Reading underpins children's access to the curriculum
and clearly impacts on their achievement

Once children have a secure knowledge of a number of GPC's (Grapheme Phoneme Correspondences) and are confidently blending, they will be ready for reading books.

Prior to this they may have wordless books which develop great language skills and teach children the layout of books and how to handle books





How we teach reading

Reading practice sessions are :

Timetabled 3 times a week

Taught by trained teacher or
teaching assistant

Taught in small groups

Books are :

matched to
children's
secure phonic
knowledge
and word
reading

read three times

Ebooks
allocated to
read at home

Reading Practice Books carefully matched so children can read fluently and independently

3 Reads - each one begins with some quick sounds and words practice

1. Decoding
2. Prosody
(intonation, expression)
3. Comprehension



When children take their book home to read they should be **95% fluent**.

Please do not worry that a book is too easy - your child needs to develop fluency and confidence in reading. Re-reading a book they have had before helps develop fluency - this is the goal.

Celebrate their success!!!

Supporting at home - EBooks

Password - Reading1

Collins Big Cat ebook libraries Parent Guide

Logging in

To access your child's Big Cat ebooks, go to:

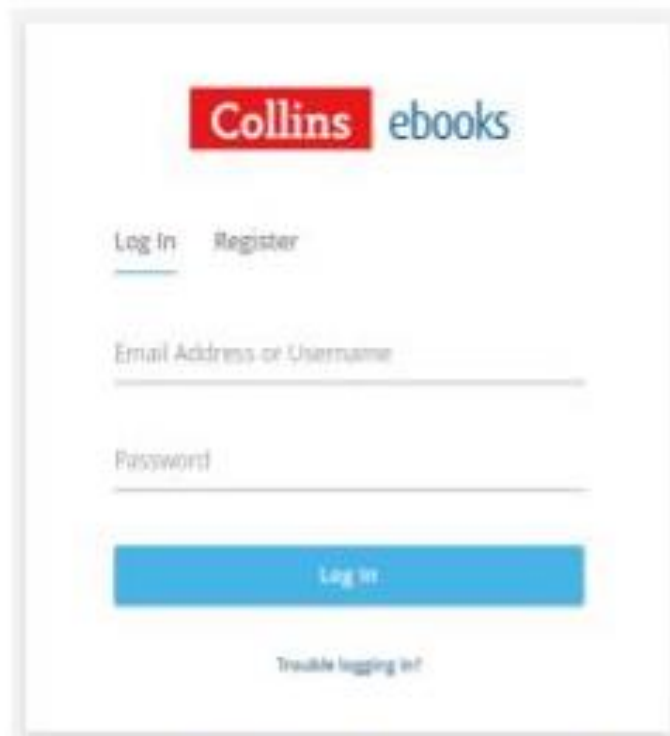
<https://ebooks.collinsopenpage.com/> (see right).

Enter the username and password located at the top of this page.

If you misplace your password, contact your school.

Library

Once logged in, you will land on the library. Here you will see any books that have been assigned to your child by their teacher. You can access a resource sheet for each book by clicking the three dots, then "Resources", as shown below.

The image shows the login page for Collins ebooks. At the top, there is a logo with the word "Collins" in white on a red rectangular background, followed by the word "ebooks" in a blue sans-serif font. Below the logo, there are two links: "Log In" and "Register". The "Log In" link is underlined. Under these links are two input fields: the first is labeled "Email Address or Username" and the second is labeled "Password". Below the input fields is a large blue rectangular button with the text "Log In" in white. At the bottom of the page, there is a small link that says "Trouble logging in?".

Collins ebooks

[Log In](#) [Register](#)

Email Address or Username

Password

Log In

[Trouble logging in?](#)

Library

11 book(s) are available

Sort By: Last Read ▾

Search books



Read



Read



Read



Read




How do we decide which books children read?

Children are assessed, then LW matches which books should be allocated for their secure phonic knowledge.

Children will be allocated a Reading Practice Ebook (after reading it 3 times in school)

Share the front cover page before reading - this covers sounds and words contained in the book.

Celebrate, praise, talk about the Ebook with you child.



Before reading

Practising phonics: Phase 3

- Your child is learning that one sound can be represented by two or more letters.
- Point and say each phoneme (letter sounds) together.

ee igh oa oo ar ur ow air er or

- Read the words together.

feeds high goats pool arm

Common exception words:

the (on)to are

Check understanding

- Ask your child:
- What do these words mean?

coax hoots cavort talons curl
sheds gathers Harper

- In this book the word **sheds** is used as a verb 'to shed' meaning to moult or fall off. **Harper** is a name of a character in the book.

Talk about it

- Look at the cover and read the title together. Ask your child:
 - What do you think an animal park keeper does? (looks after animals)
 - Is this a fiction or non-fiction book? (non-fiction)
 - What animals can you see on the front cover? (snails)
- Now read the book. Enjoy looking at the pictures and talking about them.



Supporting at home. Reading for pleasure books

Children will also bring home a 'reading for pleasure book' from our class library each week.

To become lifelong readers, it is essential that they read for pleasure

Children may not be able to read this book independently but these books offer a wealth of opportunities for talking about the pictures and enjoying the story or information text.

Enjoy the book together and foster a love of reading!



What else can parents do?

Please look at the Little Wandle videos and guidance for parents

Support children in learning the alphabetic code

Let your child “show off” their reading to you and celebrate and praise all the way!

Share books with your children for pleasure



OUR SUBSCRIPTION TO FIRST NEWS NEWSPAPER

Our log in for the First News Digital Newspaper is

VIBE5823

digitaledition.firstnews.co.uk





Reading Together

How to help Your child learn to read



This Leaflet will help you to deepen your child's learning and enjoyment when reading "real" books".

Have fun!

Sharing "Real" Books

Reading is so much more than learning to decode the words. It is about enjoyment, opening up new worlds, building vocabulary, exploring new ideas and ways of life, developing imagination and learning new facts and ways to think. Reading is for purpose and also for pleasure.

In order to encourage your child to become a lifelong reader, it is important that they learn to read for pleasure.

The sharing book is a book they have chosen for you to enjoy together. Please remember that you shouldn't expect your child to read this alone. Read it to and with them.



Enjoy the story

- Ask them to join in with repetitive text such as "we're going on a bear hunt..." "On Grandpa's hat as big as your nose"
- Look for rhyming words and think of more that could rhyme with them.
- Laugh at the funny bits
- Act it out
- Do actions
- Do voices for the characters.



Talk about the vocabulary

- "What does that word mean?"
- "Can we say it in a sentence?"
- "Let's find a picture of one on the internet"

Discuss the pictures

- What can they see?
- What is happening in the background?
- Play I spy?
- How do you think the pictures were made? Paint, Pen, crayon, computer?
- Are there things happening in the pictures that aren't in the words?
- Is there any text in the pictures? What does it say?
- Talk about speech bubbles



Talk about the story

- Predict what might happen next
- Discuss why a character might have done something
- Discuss what a character might be thinking or feeling
- Ask if they have ever done anything like that or felt that way?
- Have they ever been anywhere like that?
- What do they think it would be like?



Non-fiction:

- Enjoy the new facts, be amazed and interested (even if inside you are not)
- Try out new recipes
- Try out experiments
- Follow instructions to make something
- Encourage them to draw pictures of the things they have learned.



How else can I help my child learn to read?

Tricky Words

Help your child learn the tricky words in:

- Playing Snap
- Playing the memory game
- Writing the words in different media in different places
- Spot the word in their sharing book and in texts around them
- Play hide and seek

Doing

Make reading and books part of everyday life even if the actual book is not with you e.g.

- Go on a "Bear Hunt" walk, using repetitive language from the story, "we're going through some mud, squish, squish"
- Remind them of stories you have read together which relevant to what you are doing e.g. going to the dentist "Do you remember that story called Open Wide? Do you think there will be any animals at the dentist today?"
- Recite a favourite poem with them.
- Visit a museum and read the labels on the exhibits.
- Follow a recipe together.
- Listen to Audio books in the car.
- Make a shopping list for them to help with food shopping.



Phonics

- Sound out words orally e.g. "can you get your c-o-k-i-e?"
- Listen and say the pure sounds without an "m" on the end e.g. sssssss not sun.
- Use the mnemonics to remind your child of the sounds
- Play I spy
- Help them practice writing the letters with the correct sequence of movement.

A guide to reading together at home

Book Swap!

Just starting to operate on
the KSI playground.

Bring a book - Take
a book

Books for parents to share
and read for pleasure too!

Websites for Phonics games:

Phonics Play -

<https://www.phonicsplay.co.uk/>

Phonic Bloom -

<https://www.phonicsbloom.com/>

Topmarks -

<https://www.topmarks.co.uk/english-games/5-7-years/letters-and-sounds>